



## 2 Minute Drop Off/Pick Up Zones


### How they work?




***The sign says 2 mins.*** If you are one of the 3 cars at the start of the line you need to move on and go around the block if your child isn't at the car after being in this position for 3 minutes. Please be mindful of others in this line and move on as fast as possible.




***Only the first three cars*** are to have children exit or enter the car. The rest must wait until these cars have moved on, then move up to the front of the zone and stop. Then your children should enter your car.



***The driver is not to leave the car*** at any time while in this line. Helping get bags out of the boot is OK – but having a conversation with other drivers, walking parents or going into the office is not acceptable and disrupts the flow of traffic.




***It is not acceptable to move up on the right hand side past waiting cars*** to park up ahead of waiting cars. Be patient and wait your turn.



***Wait for the car in front to move forward first, or leave the line.***



***Do not park over the safe crossing area*** at any time.



***Please don't encourage your children to disregard the instructions of staff on duty.*** e.g. calling them to enter your car when you are not one of the first 3!



***The Pick-Up Zone at the back gate is not a parking bay.***